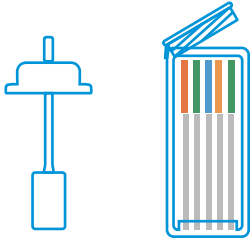


# Test Procedure

AVOID PLACING ANYTHING IN MOUTH 10 MINUTES PRIOR TO TESTING.  
The device and specimen must be at room temperature (50°F~86°F/10°C~30°C) prior to testing.

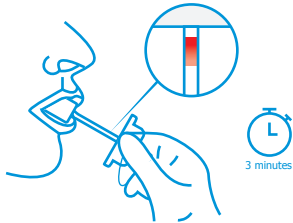
1



## Step 1

Remove the test cube and the sponge collector from the foil pouch by tearing at the notch. Place the test cube upright on a level surface.

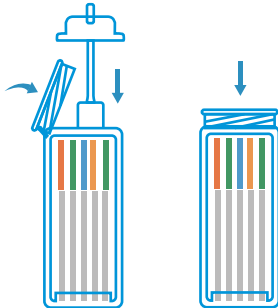
2



## Step 2

Put the sponge end of the collector in your mouth to collect oral fluid for about 3 minutes or until a red color appears on the saturation indicator. Do not chew or suck on the sponge. If color on saturation indicator has not turned red by 7 minutes, repeat the collection using a new device, beginning with Step 1.

3

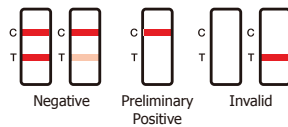


## Step 3

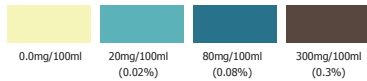
Open the test cube and place the saturated oral fluid collector inside the test cube. Press the sponge collector down firmly until it reaches the bottom of the test cube then tightly close the cube lid compressing the sponge. Technician dates and initials the security seal and places security seal over the cube lid. Keep test cube upright on flat surface and follow Step 4.

4

### Drug Test Results



### Blood Alcohol Concentration



NOTE: Results after more than 2 minutes may be not accurate

## Step 4

### 1. Interpreting Alcohol Test Result:

Read result at 2 minutes. Do not read after 2 minutes.

NEGATIVE: No color changes on reaction pad.

POSITIVE: Compare the color of reaction pad with provided color chart to estimate the approximate blood alcohol level.

### 2. Interpreting Drug Test Results:

Read results at 5 minutes. Do not read after 5 minutes. A negative result will be shown by two color lines on the strip. The intensity of the line does not matter. A positive result will be shown by a single color line in the C section of the test strip. If there are no color lines present or a single color line in the T section of the test strip, the results are invalid, and the test should be repeated.

Item Code	Description	Complexity
ODOA-256	5-Panel T-Cube; AMP, COC, MET, OPI, THC	Forensic Use Only
ODOA-166	6-Panel T-Cube; AMP, COC, MET, OPI, PCP, THC	Forensic Use Only
ODOA-266	6-Panel T-Cube; AMP, BZO, COC, MET, OPI, THC	Forensic Use Only
ODOA-166-A	6-Panel+Alcohol T-Cube; AMP, COC, MET, OPI, PCP, THC + ACL	Forensic Use Only
ODOA-2106	10-Panel T-Cube; AMP, BUP, BZO, COC, MET, MTD, OPI, OXY, PCP, THC	Forensic Use Only
ODOA-5106	10-Panel T-Cube; AMP, BAR, BUP, BZO, COC, MET, OPI, OXY, PCP, THC	Forensic Use Only