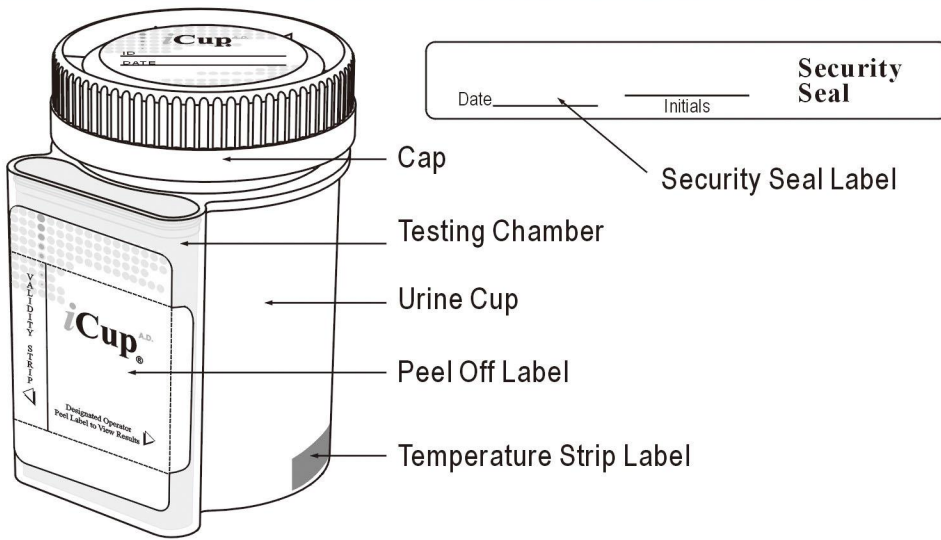


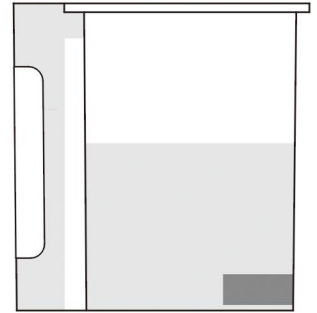
Drug Screen Procedure Card for

iCup® / iCup^{A.D.}®

Instruction sheet for any cup combination including adulteration



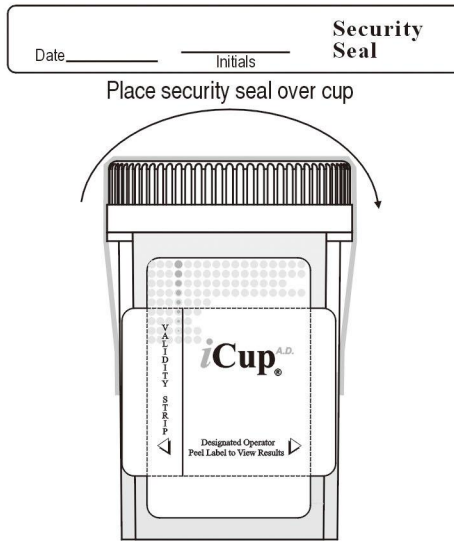
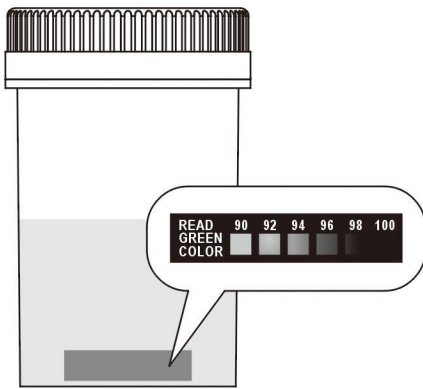
1 Donor provides specimen and replaces lid.



2 Temperature is read between 2-4 minutes to verify range between 90-100°F.

3 Check cap for tight seal. Donor dates and initials the security seal and places security seal over cap.

4 Technician peels off label to reveal drug test strips.



Technician peels off label to reveal adulteration strip(s), if applicable.



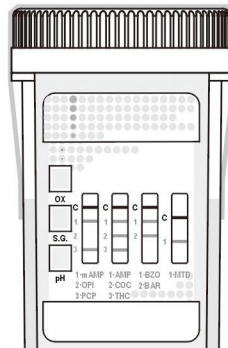
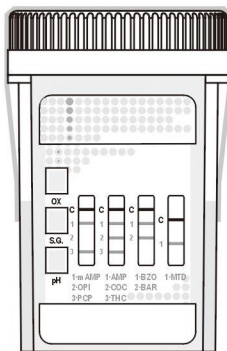
Note: The order can be reversed.

5 Read adulteration test results between 2 - 5 minutes, if applicable.

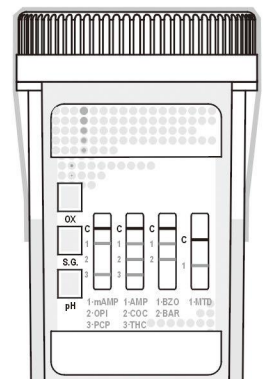
6 Read drug test results at 5 minutes.

7 A photocopy of the results can be made by placing the entire cup with the card face down on the copier.

This illustration is an example of a 9 drug cup. Other configurations available but not shown.



■ 5 minutes. ■ 60 minutes.
 Read the drug strip results at 5 minutes.
 Test results stable up to 60 minutes.



■ Adulteration Strip
 See color chart and package insert for interpretation.

All preliminary positive results are presumptive and should be confirmed by an alternative method (e.g. GC/MS)